



# DIPS EDUCATIONAL RESEARCH AND DEVELOPMENT BOARD

## HOLIDAY TASKS FOR SUMMER BREAK

### CLASS-1<sup>st</sup>



Dear Students,

As the holidays approach, we hope you enjoy a refreshing and joyful break with your family. To keep the learning spirit alive, we have thoughtfully designed your holiday homework to be fun, engaging and creative. Here we go...

### English

1. Find 10 things that you see outside and inside your home. Paste /Draw pictures of them and write two lines about each.
2. Learn any 2 poems with actions.
3. Write 15 words that have double letters in them. For example: book , seed.
4. Design a beautiful bird house from an old cartoon.
5. Do 1 page of cursive writing daily.

### Maths

#### Activities

1. Cut Shapes (Circle, Triangle, Rectangle etc.) of Origami Sheets and Paste it on A4 Sheet in the form of Cat and Mouse.
2. Make a Colorful Train on A4 sheet including Counting 51 to 60
3. Draw a **Number Grid** 1 to 50 on A4 sheet and Color in Blue Five nos. vertically in the form of stairs. Now, Color the Before Nos. in Green and After Nos. in Red.
4. Draw Dots on A4 Sheet carrying counting and Join the dots to make a Bird.
5. Draw a Pictograph of Toys of your Friends and answer the questions given below:-
  - i) Who has the Maximum Toys?
  - ii) Who has the Minimum Toys?
  - iii) How many toys do Zia and Mini have all together?

Name	Teddy	Dolls	Puppets
Zia	5	6	3
Mini	2	4	9
Sara	6	4	8

- On A4 sheet, Draw Different Animals Cat, Elephant, Mouse, Fish, Rabbit etc. in the form of increasing and decreasing order by size.

### Life Skills Activities

- Make playing cards of size 3 cm length and 3cm breadth and write 1 to 50 Numbers on it. Now ask your siblings to pick cards and add the numbers on Abacus.
- Draw Sea Creatures on A4 Sheet and write Add and Subtract Numbers from 1-20 on its body parts, wings, tails, mouth, legs etc. Then color accordingly.

### COLOUR KEY

**Addition** – 1-20 Green, 10-20 Red

**Subtraction** – 1-10 Yellow, 10-20 Blue

- Trace the outline of hands of your family members in increasing order of size on A4 sheet. Colour the biggest one in Blue and Smallest one in Green.

## Worksheets

Before	Between	After
----- 77	80 ---- 82	34 -----
----- 87	59 ---- 61	54 -----
----- 14	11 ---- 13	56 -----
----- 19	78 ---- 80	15 -----
----- 28	89 ---- 91	12 -----
----- 40	22 ---- 24	28 -----
----- 55	44 ---- 46	49 -----
----- 63	55 ---- 57	99 -----
----- 54	10 ---- 12	72 -----
----- 81	15 ---- 17	11 -----
----- 90	21 ---- 23	33 -----
----- 93	26 ---- 28	74 -----
----- 34	29 ---- 31	25 -----

Circle the matching number to each word

eleven	7	11	14	5
two	12	9	2	3
nine	8	7	9	16
sixteen	16	6	4	19
twelve	7	20	17	12
eight	5	16	3	8
six	9	16	6	4
twenty	12	4	8	20
five	3	9	1	5
ten	7	10	8	11

## Arranging numbers.

Arrange the following numbers in ascending order.

1. 01 55 25 35 60

60 55 35 25 01

2. 12 96 48 24 18

3. 26 77 13 54 31

4. 60 11 63 28 74

5. 27 45 19 41 53

6. 31 93 62 15 28

7. 42 15 84 45 81

8. 77 43 13 21 61

9. 81 62 97 11 13

10. 50 41 86 40 47

11. 18 59 64 70 13

12. 88 42 62 25 10

13. 55 19 52 36 60

## Arranging numbers.

Arrange the following numbers in descending order.

1. 8 51 09 34 89

89 51 34 09 08

2. 63 13 44 10 79

3. 78 87 22 92 19

4. 15 46 60 05 25

5. 52 30 07 26 13

6. 19 40 67 37 89

7. 96 32 16 45 08

8. 25 15 75 05 85

9. 36 72 18 91 16

10. 78 47 10 56 99

11. 45 16 54 80 14

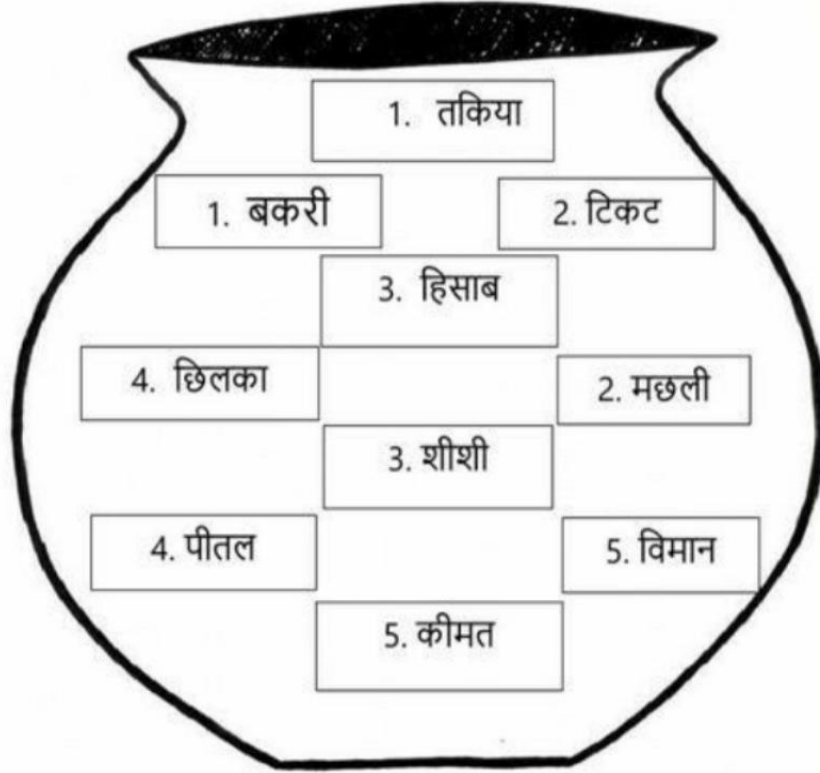
12. 11 06 15 05 18

13. 64 19 50 66 69

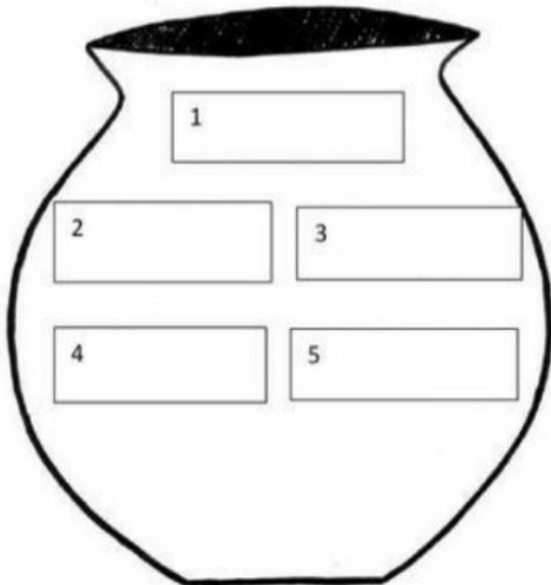
## Hindi

### कुछ खेलें

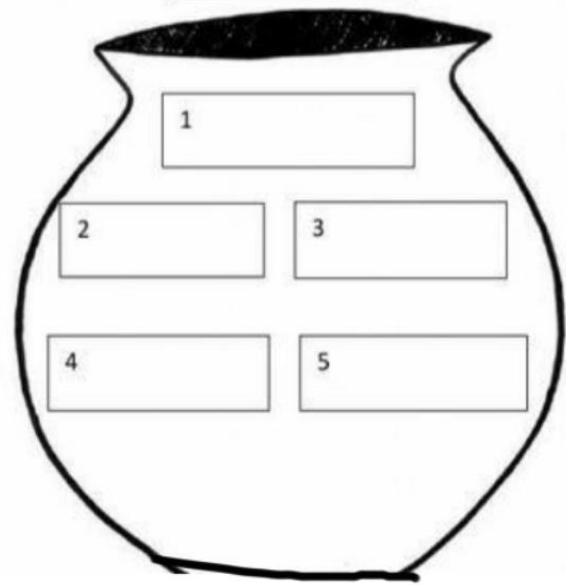
- मटके में रखे 'इ' और 'ई' मात्रा वाले शब्द मिलजुल गए हैं। उनमें से इ और ई मात्रा वाले शब्दों को छाँटकर अलग - अलग मटके में रखें।



ि इ



ी ई



## बेमेल शब्दों पर गोला लगाएं ।

१. जो सब्जी नहीं है -

अदरक      अजगर      कटहल      परवल

२. जो बरतन नहीं है -

कलम      जग      कलश      थरमस

३. जिसको पी नहीं सकते -

जल      रस      शरबत      शहर

४. जिसमें रह नहीं सकते -

घर      भवन      बतख      महल

५. जो वाहन नहीं है -

रथ      बस      नल      टमटम

## तुकांत शब्द पर गोला लगाइए।

केला - पपीता सेब मेला नल

नल - हाथ शाम हल जीरा

कविता - ममता रमा सविता रानी

राजा - बाजा कल नया ओम

साड़ी - शाम नाड़ी सिया तारा

# Punjabi

## ਦੇ ਅੱਖਰਾਂ ਵਾਲੇ ਸ਼ਬਦ



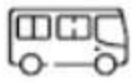
ਘ + ਰ =



ਫ + ਲ =



ਟ + ਬ =



ਬ + ਸ =



ਜ + ਲ =

10

ਦ + ਸ =



ਖ + ਤ =



ਕ + ਪ =



ਹ + ਲ =

## ਸ਼ਬਦ ਨੂੰ ਸਹੀ ਚਿੱਤਰ ਨਾਲ ਮਿਲਾਓ



ਹਲ



ਜਲ



ਖਤ



ਜਗ



ਫਲ

# 10

ਘਰ



ਬਸ



ਟਬ



ਕਪ



ਦਸ

ਛੁੱਟੀਆਂ ਦਾ ਕੰਮ ਸਾਫ ਤੇ ਸੁੰਦਰ ਲਿਖਾਈ ਵਿੱਚ ਕਰੋ

1. ਰੰਗਦਾਰ ਕਾਗਜ਼ਾਂ ਨੂੰ ਫੁੱਲਾਂ ਦੇ ਆਕਾਰ ਵਿੱਚ ਕੱਟ ਕੇ ਉਸ ਉੱਪਰ ਵਰਨ ਮਾਲਾ ਲਿਖੋ ਅਤੇ ਉਸਨੂੰ ਆਈਸਕ੍ਰੀਮ ਦੀਆਂ ਡੰਡੀਆਂ ਤੇ ਚਿਪਕਾ ਕੇ ਇੱਕ ਫੁੱਲ ਦਾਨ ਤਿਆਰ ਕਰੋ
2. ਵਰਨ ਮਾਲਾ ਓ ਤੋਂ ਲ ਤੱਕ ਦੇ ਫਲੈਸ਼ ਕਾਰਡ ਬਣਾਓ
3. ਸੁਲੇਖ ਪੁਸਤਕ ਦਾ ਹਰ ਰੋਜ਼ ਦਾ ਇੱਕ ਇੱਕ ਪੰਨਾ ਸੁੰਦਰ ਲਿਖਾਈ ਵਿੱਚ ਲਿਖੋ
4. ਪੰਜਾਬੀ ਦੀਆਂ ਕੋਈ ਦੋ ਮਾਤਰਾਵਾਂ ਦੇ ਫਲੈਸ਼ ਕਾਰਡ ਤਿਆਰ ਕਰੋ

# EVS

## **1. Family Tree Drawing**

**Activity:** Draw a simple family tree. Also write about each person below.

## **2. Sense Organ Hunt**

### **Sense Organ Hunt - Exploration Activity**

#### **Instructions:**

Go on a 'Sense Organ Hunt' around your home or garden. Find and write down any five things:

- Something you can see with your eyes
- Something you can hear with your ears
- Something you can smell with your nose
- Something you can taste with your tongue
- Something you can touch with your skin (hand)

**Sense Organ**

**What did you find?**

## **3. Food Rainbow:**

Draw a big rainbow with different fruits and vegetables in each colour band. For example:

Red: Apple, Tomato

Orange: Orange, Carrot

Green: Spinach, Peas

And so on!

## **4. Food We Get From Plants**

### **Observation Activity**

Plant a seed at home (like chana, moong, or rajma) in a pot or a bowl. Observe its growth every day for one week. Give a name to your plant.

Each day, write a short sentence about what you see in your notebook. You can also draw a picture or paste a photo of the plant each day.

Example:

Day 1: I planted a rajma seed. It is small and brown.

Day 3: A small green sprout is coming out.

Day 7: My plant has two green leaves and so on

Paste or draw one picture below to show how your plant looked at the end of one week.

My Plant After One Week:



**Stay safe, have fun and make the most of your summer holidays!**

**We'll see you soon with new energy and bright smiles**



